

RULES AND REGULATIONS FOR THE CONDUCT OF  
AUSTRALIAN SPORTING CLAY COMPETITIONS

*This version of the Rules effective as of August 2022*

*Note: In these Rules references to He/Him/His also means She/Her/Hers*

The meaning of “**Change**” is that there is a change from the FITASC International Sporting Rule, where no change is indicated FITASC rule will apply.

## **INDEX**

### **1. DEFINITION OF INTERNATIONAL SPORTING RULES**

#### **CHAPTER 1 - - - DEFINITION OF SPORTING**

#### **CHAPTER 2 - - - SPORTING LAYOUTS**

##### 2.1 Layout

##### 2.2 Traps

##### 2.3 Targets

##### 2.4 Shooting Stands

##### 2.5 Trajectories

#### **CHAPTER 3 - - - SHOOTING RULES**

##### 3.1 Shooting Position

##### 3.2 Heading Protection

##### 3.3 Safety Glasses

#### **CHAPTER 4 - - - DEFINITIONS**

##### 4.1 Definition of a Single Target

##### 4.2 Definition of Doubles

###### 4.2.1 Double on Report

###### 4.2.2 Simultaneous Double

###### 4.2.3 Rafale Double

### **2. COMPETITION REFEREEING**

#### **CHAPTER 5 - - - REFEREES**

#### **CHAPTER 6 - - - TARGET REFEREEING**

##### 6.5 “NO TARGET”

#### **CHAPTER 7 - - - FIREARMS AND AMMUNITION**

##### 7.1 Definition

#### **CHAPTER 8 - - - RULES OF CONDUCT / SAFETY**

##### 8.9 Hearing

##### Protection

##### 8.10 Safety Glasses

#### **CHAPTER 9 - - - APPEALS**

#### **CHAPTER 10 - - - REFUSAL TO COMPLY**

#### **CHAPTER 11 - - - ATTEMPTING TO INFLUENCE THE REFEREE**

#### **CHAPTER 12 - - - WARNINGS**

#### **CHAPTER 13 - - - PENALTIES**

#### **CHAPTER 14 - - - SCORECARDS**

### **3. COMPETITION ORGANISATION**

#### **CHAPTER 15 - - - COMPETITION ORGANISATION**

##### 15.4 Jury

##### 15.5 Role of the Jury

##### 15.6 Responsible persons for the layouts

##### 15.7 Appeal Jury

#### **CHAPTER 16 - - - CHAMPIONSHIP PROCEDURE**

#### **CHAPTER 17 - - - DRESS**

#### **CHAPTER 18 - - - SHOOT-OFFS**

### **GLOSSARY**

#### **CHAPTER A19 - - - SAFETY**

#### **CHAPTER A20 - - - TRAPPER SAFETY**

#### **CHAPTER A 21 - - - SHOOTER SAFETY**

#### **CHAPTER A22 - - - SPECTATOR SAFETY**

#### **CHAPTER A23 - - - GENERAL SAFETY**

#### **CHAPTER A24 - - - HANDICAP RECORDING ND**

#### **ELIGIBILITYCHAPTER**

#### **A25 - - - HANDICAP SYSTEM Ready ReckonerA 25.2 –**

##### Initial Handicap

#### **CHAPTER A26 - - - GRADED EVENTS**

#### **CHAPTER A27 – GRADING**

#### **CHAPTER A28 – GRADED HANDICAP EVENTS**

#### **CHAPTER A29 – RULES AND DISCIPLINARY**

#### **TRIBUNAL CHAPTER A30 – AUSTRALIAN TEAMS**

#### **CHAPTER 31 - - - SUMMARY OF NOTATIONS**

## **1. DEFINITION OF INTERNATIONAL SPORTING RULES**

### **CHAPTER 1 --- DEFINITION OF SPORTING**

Sporting is a shooting discipline reproducing hunting situations and practiced with a hunting firearm and artificial targets. The discipline uses all the features of a terrain and artificial targets of different types that are launched in order to highlight the shooters' technical and sporting skills. The layouts reproduce hunting trajectories with varied levels of difficulty.

The organisation of a sporting layout must take into consideration the safety of all those present, the protection of the flora and management of the environment.

Shooting at live animals is not permitted.

### **CHAPTER 2 --- SPORTING LAYOUTS**

#### **2.1 Layout**

Depending on the configuration of the competition terrain, a sporting range must be equipped with enough traps for the competitors to be able to shoot under conditions that resemble natural game shooting as much as possible; Partridges, ducks, pheasants, rabbits, etc. Target trajectories should include: incoming, outgoing, crossing and quartering at low and high levels, in the open or in woods, obscured or not by trees and shrubs.

#### **2.2 Traps**

The equipment of layouts is as follows:

1. Layout (old system) --- 5 traps for 3 shooting positions --- 15 singles and 5 doubles
2. Line with 4 shooting positions (new system) --- 3 shooting positions with 4 traps, 1 shooting position (position 2 or 3) With 3 traps, 15 singles and 5 doubles of which 2 doubles on the shooting position with 3 traps.
3. Line with 5 shooting positions (new system) --- 5 shooting positions with 3 traps per shooting position --- 15 singles and 5 doubles

4. Line with 3 shooting positions (new system) allowed for Grand Prix only --- 5 traps per shooting position --- 15 singles and 5 doubles

Traps may be either manual, automatic or mixed, identified by alphabetical letters (A, B, C and D) from left to right of the shooting stand.

**A2.2.1 - Change:- Australian Events. There are no set number of traps per course or per stand for Australian Shooting Ranges.**

## 2.3 Targets

The targets to be used are: normal standard targets, rabbit, midi 70mm or 90mm, super mini, battue, flash and ZZ targets. Targets must be in colours that stand out clearly from the background.

## 2.4 Shooting Stands

Shooting stands are to be one-meter squares or one-meter diameter circles. If possible, shooting stands should be level ensuring competitors must at least be able to stand up without slipping. (Safety)

In front of the shooting stand will be placed the target menu visible to the shooter and will list in shooting order the trap sequence (example: A, B C, etc.) the type of special (90mm, 70mm, 60mm, battue, rabbit target) to be thrown must be noted on the target menu.

The squad waiting position for each stand must be as close as possible to the shooting stands, the waiting area must pose no distraction to the squad shooting and comply with safety rules.

## 2.5 Trajectories

**2.5.1** Sporting layouts must comply with hunting ethics and shooting distances, i.e.

- No shooting at close range because if it was game, it would be unfit for consumption;
- No shooting beyond the effective range of the shotgun or cartridge because if it was game, it would be wounded.

It must be possible to fire two cartridges at each single target. The difficulty of each trajectory is ranked as follows. The percentages shown in each class must correspond to the results of the targets broken by the average shooter:

| <i>Difficulty</i> | <i>Class A</i>       | <i>Class B</i>         | <i>Class C</i>         |
|-------------------|----------------------|------------------------|------------------------|
|                   | <i>More than 80%</i> | <i>From 60% to 80%</i> | <i>From 40% to 60%</i> |

Varied trajectories are recommended for each stand, defined by a scale of difficulty from class "A" to class "C".

- One "A" trajectory
- Two "B" trajectories
- One "C" trajectory

In the case of a stand with five single targets, the additional target may solely be a class "A" or "B".

**2.5.2** Doubles must be shot at targets already launched as singles from that position. Moreover:

- A "C" trajectory can be used once only for the double or doubles on a stand, best associated with an "A" target.
- Two "B" trajectories can be used for a double, or a single "B" could be associated with an "A" trajectory

**A2.5.2 Change:- Australian Events. It is not necessary for any targets thrown in doubles, for them to have already been thrown as singles on that stand. Where targets used in any double have not been thrown as singles, it is necessary to show them to the first shooter on the stand.**

**2.5.3** On the Shooting stand with 3 singles & 2 doubles, one of the doubles on the menu must be either ---

- 1 simultaneous double or one rafale double or
- both doubles can be simultaneous and/or rafale
- there can only be 1 double on report.

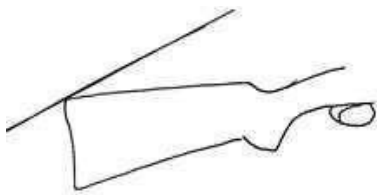
## CHAPTER 3 --- SHOOTING RULES

### 3.1 Shooting Position

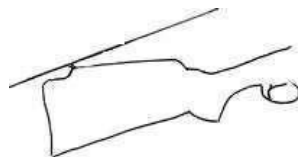
**3.1.1** Shooters must adopt the ready position, i.e. standing with both feet within the limits of the shooting stand.

The heel of the gun stock touches the body. For all kinds of stocks, including: Standard stocks, Monte Carlo kind and Stocks fitted with an adjustable comb or any other equipment allowing to shorten the shouldering distance, the rear point of the highest part of the stock must, in the ready position of the shooter, be under the horizontal line marked on the shooter's jacket.

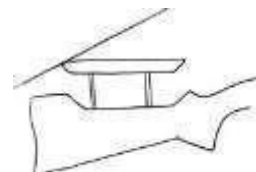
This line is 25 cm (9.85") below the axis of the shoulder and in parallel with this axis (see diagram below). Shooters must remain in this position until the target is released and is visible.



Standard Stock

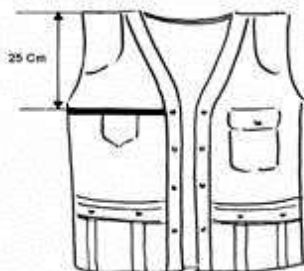


Monte Carlo Stock

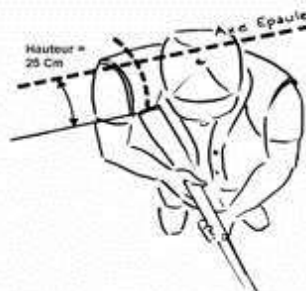


Stock with adjustable comb

**3.1.2** Shooters must not shoulder their guns until the target appears. Shooters must fire with their guns shouldered on all targets, including rabbits.



Height: 25 cm  
Shoulder axis 25  
cm = 9.85 inches



25 cm = 9,85 inches



#### **A3.1.1 & A 3.1.2 - Change:- Australian Events**

**(a)** Shooters who have nominated in the Sub-Junior category in all Australian competitions may, either hold the gun in the position described in international rule 3.1, or completely on the shoulder, or in any position between.

**(b)** However, if shooting in junior or open competition, they must adopt the position described in International Rule 3.1.

**(c)** Shooters who have nominated in the ladies category may, in normal club competitions, either hold the gun in the position described in international rule 3.1, or completely on the shoulder, or in any position between, Ladies, when competing in State Selection, State and National Championships, FITASC rule 3.1 will apply.

**(d)** No change in handicap will be considered for sub-juniors or Ladies, in respect to their decision to adopt either position.

**(e)** Shooters nominating to shoot for "Targets only", may hold the gun in the position described for Sub Juniors and Ladies.

**3.1.3** In a double on report, simultaneous or Rafale Double, shooters may position their guns as they please between the first and second targets only.

#### **3.1.4 Testing guns**

Under no circumstances may guns be tested on the shooting stand. Before going onto a layout, shooters may, if they wish, test the operation of their guns on a stand specially designed and laid out for the purpose near the clubhouse.

### **3.2 Hearing protection**

See "Rules of conduct / Safety" chapter, Article 8.9.

### **3.3 Safety Glasses**

See "Rules of conduct / Safety" chapter, Article 8.10.

## **CHAPTER 4 -- DEFINITIONS**

### **4.1 Definition of a Single Target**

Any single target, of any clay type, is launched by a trap. It must be possible to fire two cartridges at each single target.

### **4.2 Definition of Doubles**

Shooters are allowed only two cartridges per double. Both cartridges may be shot at the same target.

#### **4.2.1 Double on Report**

Two targets are launched from one or two traps, with the second target launched within a maximum period of 0 to 3 seconds after the first target has been shot at.

#### **4.2.2 Simultaneous Double**

Two targets are thrown simultaneously by one or two traps. The targets may be shot in any order.

#### **4.2.3 Rafale Double**

The targets are thrown from the same trap on the same trajectory, at the reloading sequence of the arm of the trap. The targets may be shot in any order.

## **2. COMPETITION REFEREEING**

### **CHAPTER 5 --- REFEREES**

#### **5.1** Referees taking part in an international competition solemnly swear to:-

- Adhere to the rules and ensure that the rules are adhered to
- Take their decisions in an honest and impartial way
- Disregard their nationality and home federation during international competitions
- Place themselves at a spot enabling them to judge observance of the rules under optimum conditions
- Announce their decisions clearly and loudly enough for the shooters to hear them
- Listen to shooters' protests respectfully but without allowing themselves to be influenced by the shooter or other competitors
- Have in their possession an up-to-date copy of the sporting rules, in the FITASC's official languages

**5.2** Each referee must be in possession of a valid referee's certificate issued by his/her national Association, or, in the case of the chief referee, an international referee's certificate issued by the FITASC. Otherwise, the referee concerned may act solely as an assistant referee, on condition of prior approval by the jury for the current competition.

## **A5.2 – Change:- Australian Events**

**(a) During all National, State, Region or Branch competitions the shooting will be supervised by a Referee, this person will be one appointed by the Shoot Management Committee, however if no such appointment has been made, it can be a duty shared by sufficiently experienced and competent members of the squad, with preference being given to accredited Referees. It must not be a spectator**

**(b) The referee should have a comprehensive knowledge of both International and Australian rules, must adjudicate the competition impartially and be efficient and alert at all times.**

**(c) THE REFEREE MUST:-**

- **Ensure that the shooters are observing the rules and handling their guns with safety and that regular targets are being released**

- **Adopt a position to obtain a clear view of the shooter, spectators, targets, trap house (if visible) etc., and must announce the result of each shot loudly and distinctly after the shooter has finished shooting at each single target or each double.**

- **Announce all specific conditions relating to a stand before the squad commences shooting. e.g., the number of targets, the target sequence, etc. and should also ensure that shooters shoot in the correct order.**

**(d) The Referee may request another Referee or the scorer or another shooter to assist as a back-up Referee at any stand. This should normally be done on simultaneous or Rafale Doubles and doubles on report where a clear view of both targets is not possible.**

**(e) All competing shooters are expected to take a turn acting as a Referee or scorer as required. At National and State Championships, refusal to Referee or score without a reasonable excuse will incur a penalty of one target in the round that the refusal occurs. However, the Shoot Management Committee can accept a suitable substitute provided by the shooter.**

**(f) In the absence of anything to the contrary, the Referee of a squad at any time is the shooter who is controlling the release of targets by signals to the trap or trapper. A Referee is not expected to correct a shooter who prior to the release of a target is addressing the wrong trap.**

**(g) For all “shoot offs” the Referee will be assisted by a back-up Referee.**

**(h) When the Target is hit the referee will call “one” and the scorer will write 1 (one). When the target is missed the Referee will call “Lost” and the scorer will write 0 (zero).**

**(i) On receipt of a written complaint about a referee from any SCA Region or Branch or Referee Examiner, the Sporting Clay Australia Target Shooting Committee (SCATSC) will investigate the complaint, and if substantiated, may require the re-examination of the referee concerned or may even recall the accreditation and Badge, and remove the name of the referee from the Register. Any Referee who fails to renew SCA Membership within any calendar year will be removed from the SCA Referee Register.**

**(j) The badge which will be issued to a Referee remains the property of the SCA and MUST BE RETURNED TO SCA IF FOR ANY REASON THAT PERSON CEASES TO BE A REFEREE.**

**5.3** Referees must ensure good order and proper conduct on the shooting stand and during shoot-offs.

**5.4** When a competitor is ready to shoot, he/she calls “ready” or “pull” to the referee, who passes on the shooter's command to the trapper as quickly as possible via an audio signal. The target must be launched within three (3) seconds after that signal.

**5.5** In exceptional circumstances the referee may interrupt shooting if there is a sudden heavy shower or violent storm likely to be of short duration. If the referee subsequently decides that the interruption maybe longer than initially thought the jury must be informed.

**5.6** A shooter is not entitled to refuse a target unless he/she has not called for it. Solely the referee has the authority to rule on whether a trajectory or a “No Target” complies with the rules.

## **CHAPTER 6 --- TARGET REFEREEING**

**6.1** Referees make their decisions alone.

**6.2** Squad shooters are not entitled to intervene or express their opinions on target rulings.

**6.3** The target is called “one”:

When it has been launched and the shooter has fired at it in accordance with article 3.1 and at least one piece is visibly shot off or it is completely or partially destroyed. This also applies to flash targets.

#### 6.4 The target is called “zero”:

If the shooter fails to fire at the target without any valid reason (Rafale or simultaneous double zero & zero).

If the shooter fires but the target is not hit, and no piece visibly comes off or only particles of dust are visible (smoking targets or target dust).

If the shooter, in the case of a gun malfunction, opens the gun him/herself or touches the safety catch before the referee has checked the gun.

If there is a second malfunction of the gun or ammunition during the same round.

#### 6.5 “NO TARGET”

##### 6.5.1 “NO TARGET” due to a firearm or ammunition malfunction

The table below applies in the case of the first incident in the same round.

The shooter receives a warning for the first incident and the target is called “NO TARGET”. After the first incident, all targets not shot at for the same reasons as the first incident are counted as “zero”.

| Defect  | Type                                      | Action   |
|---|---|--|
| Two shots at the same time (double discharge) | At a single target                        | «No Target», target to be repeated   |
|   | At the first target of a double on report | «No Target», double to be repeated   |
|   | At a simultaneous double                  | «No Target», double to be repeated   |
|   | At a rafale double                        | «No Target», double to be repeated   |
| Malfunction with the first shot *             | At a single target                        | «No Target», target to be repeated   |
|   | At a double on report                     | «No Target», double to be repeated   |
|   | At a simultaneous double                  | «No Target», double to be repeated   |
|   | At a rafale double                        | «No Target», double to be repeated   |
| Malfunction with the second shot              | At a single target                        | «No Target», target to be repeated.<br>The target can be broken only with the second shot and is counted zero if broken with the first shot. |
|   | At a double on report                     | «No Target», double to be repeated.<br>Result of the first shot noted.   |
|   | At a simultaneous double                  | «No Target», double to be repeated   |
|   | At a rafale double                        | «No Target», double to be repeated   |

\* If the second shot is fired, the result is recorded as “one” or “zero”.

##### 6.5.2 «NO TARGET» due to the target

The table below applies in the following cases:

- if a broken target is thrown
- if the target is not thrown from the correct trap
- if two targets are launched from traps on the same shooting stand
- if the target is not of the correct colour, size or type
- if the trajectory is ruled incorrect by the referee
- if the target is thrown more than three seconds after the referee's command
- if the shooter has not called for the target
- if the referee rules that the shooter has clearly been disturbed
- if the referee is unable to give a ruling on the target

| Type  | Action  |
|---|---|
| Single target   | «No Target», target to be repeated  |
| Rabbit broken after being missed with the first shot and before the second shot   | «No Target», rabbit to be repeated<br>The target can be broken only with the second shot and is counted zero if broken with the first shot. |
| First target of a double on report  | «No Target», double to be repeated  |
| Double on report if the first target (or pieces of it) break(s) the second one before the shooter has fired the second shot | «No Target», double to be repeated<br>Result of the first target noted.   |
| Second target of a double on report   | «No Target», double to be repeated<br>Result of the first <b>Shot</b> recorded.   |
| Simultaneous double target  | «No Target», double to be repeated  |
| Rafale double target  | «No Target», double to be repeated  |

Note: In all doubles, if both targets are broken with one shot, the results are «ONE» and «ONE »

## CHAPTER 7 --- FIREARMS AND AMMUNITION

### 7.1 Definition

All hunting shotguns, including semi-automatics (except for pump-action shotguns), are permitted provided that the calibre does not exceed 12 gauge, with a minimum barrel length of 66 cm. (Please refer to each state law for C grade firearms use)

Any use of a micro camera mounted onto the gun is banned.

All shotguns, even unloaded, must be handled with the greatest care. Guns must be carried open (semi-automatic guns must be carried with the breech open), with the muzzle pointing straight upwards or downwards.

Straps or slings on guns are not permitted.

**Change: Australian events. The use of lever Action and straight pull shotguns are not permitted for Australian competitions**

#### A7.1 – Change:-

**(a) Australian Events. Gun slips that allow the gun to be carried with the muzzles pointing up or down are permitted.**

**(b) The use of "Release Trigger Shotgun" is not permitted.**

**7.2** Other shooters' guns must not be touched without their permission.

Two shooters in the same squad are not permitted to use/share the same gun in an official competition or championship.

**A7.2 – Change:- Australian Events. It is permitted for two shooters to share the one gun, provided there is only one gun between them. If more than one gun is available sharing is not permitted**

**7.3** In exceptional circumstances, a shooter may, in the event of his/her gun malfunctioning, borrow another shooter's gun, with the latter's agreement, to complete the round.

Complete or partial replacement of a firearm, mobile choke or barrel is allowed during the same round, between stands, or between single and double targets, though this must not cause any delay.

**7.4** Once shooters are on the shooting stand, they are not allowed to make any of the changes provided for above.

**7.5** The maximum time allowed to shooters between single or double targets is fifteen seconds. If a shooter exceeds this time the referee will issue a warning to the shooter and then apply Article 12.2.

**7.6** The referee will call "No Target" for the first firearm malfunction. Following malfunctions for the same round are scored zero. If the gun is repaired before the sequence on that stand is finished by his/her squad, the shooter may shoot last with the referee's permission. If the fault cannot be repaired, the shooter is entitled to continue with his/her squad with the referee's agreement and provided that, he/she immediately obtain another gun (cf. Article 7.3). Otherwise, the shooter must leave his/her position and squad and can shoot the remaining targets only once there is a free place in another squad and the jury authorises him/her to do so.



**7.7** Should both barrels fire simultaneously (double discharge) due to a gun malfunction for a single target or the first target of a double, the target is called “No Target” and no result is recorded (Article 6.5).

**7.8** The cartridge shot load must not exceed 28 grams with a maximum tolerance of +2%. Shot must be spherical, of a regular diameter of 2.0 to 2.5mm with a maximum tolerance of more or less than 0.1mm.

- The use of dispersers or any other unusual loading device is strictly forbidden, as is the use of reloaded cartridges.
- Mixing different shot of differing dimensions and/or qualities is strictly forbidden, as is the use of black powder and tracer cartridges.

**A7.8 – Change:– Australian events. The use of reloaded cartridges is permitted for Australian competitions.**

**7.9** If both targets are broken by one shot in a double, they are scored “one” and “one”.

**7.10** The referee may ask the shooter to supply two cartridges for checking before the shooter starts at a shooting stand, taking one cartridge from the right pocket of the shooter’s vest and the other from the left pocket.

**A7.10 – Change:– Australian Events**

***In Australian competitions only members of the jury or technical committee may take cartridges from a competitor for testing.***

***Technical tests will then be performed to confirm that they comply to the rules and regulations. This testing must be done in the presence of two members of the jury.***

***The collection of cartridges for testing must be as per FITASC Rule 7.10.***

***The cartridges must then be placed in a sealed envelope, signed by both the shooter and jury member involved.***

***If the technical tests prove that the cartridge(s) do not conform to the international rule the jury may impose a penalty up to disqualification of the shooter from the event.***

## **CHAPTER 8 --- RULES OF CONDUCT / SAFETY**

**8.1** If a shooter acts in a manner demonstrating that he/she has lost his/her self-control, (throwing down the gun, abusive language or acting violently towards the referee or other competitors, etc.), the referee must refer the matter to the jury as quickly as possible (13.4).

**8.2** A shooter may shoot only in his/her proper turn and only when a target has been launched.

Shooters are not permitted to aim or fire at other shooters’ targets or to aim or fire knowingly at live animals (13.4).

No pretence/mock shooting is authorised on the shooting ranges or outside. If a shooter, before calling “ready”, engages in mock shooting (e.g. shouldering the gun and following the theoretical line of the target trajectory) or fires a shot involuntarily, the referee must give the shooter a warning. After the first warning, any further occurrence is scored “zero” for the next target hit.

**8.3** Shooters must be ready to shoot immediately when called and must have the necessary ammunition and equipment for their round. Under no circumstances should a shooter move forward to the stand until the previous shooter has left it and it is his/her turn to shoot.

**8.4** Shooters must not load until they are in place at their stand, with the gun aiming down the range, and only once the referee has given permission to start firing.

**8.5** Semi-automatic guns may be loaded with a maximum of two cartridges.

**8.6** Shooters must not turn around on the shooting range before breaking their guns and removing the cartridges from the chambers, whether they have been fired or not.

**8.7** During the presentation of targets or when shooting is interrupted, shooters must break and unload their guns. They may close their guns only when given permission by the referee.

**8.8** If a shooter fails to fire or in the event of a gun or cartridge malfunction, the shooter must remain at his/her place with the gun pointing down the range, without breaking it or touching the safety catch, until the referee has checked the gun.

## 8.9 Hearing Protection

Hearing protection is compulsory for all shooters, referees, staff, and members of the public on or in the proximity of a layout. Any shooter on a stand without hearing protection is considered absent and Article 16.7 applies. In all circumstances outside the clubhouse, children present on a range must wear hearing protection.

## 8.10 Safety Glasses

Safety glasses are compulsory, without any exceptions, for all shooters, referees, staff, and anyone else in the immediate vicinity of a stand. Any shooter on a stand not wearing safety glasses is considered absent and Article 16.7 applies.

## 8.11 Placement of spent Cartridges in Bins

All spent cartridges are to be placed in bins at shoot stands. If empty cartridges are not picked up, the shooter will be given a first warning. If repeated after the first warning, a penalty will apply which will result in a lost target. This will be imposed on the next stand visited.

## CHAPTER 9 -- APPEALS

**9.1** The onus is upon the shooters to break their targets at places that are visible to the referee so that he/she can give a ruling.

**9.2** If the referee rules that a target has been shot behind a natural obstacle or shooting limit, no appeal against the referee's decision is admissible.

**9.3** Under no circumstances will shooters be permitted to leave their positions or pick up a target to check whether it has been hit.

**9.4** By calling for the following target, the shooter accepts the referee's ruling on the previous one.

**9.5** If the shooter disagrees with the referee's decision, the appeal must be made immediately on the shooting stand by raising his/her hand and saying, "appeal or protest".

The referee must then interrupt firing and the shooter must give the reason for the appeal.

**9.5.1** If the referee, in all conscience, is convinced that his/her ruling is correct, he/she immediately confirms the decision, which then becomes enforceable without any possibility of recourse (Articles 10.1 and 10.2).

**9.5.2** If the referee has any doubts about his/her decision, he may consult one of the following in a consultative capacity before making a definitive ruling:

- another referee present
- the trapper
- the shooters belonging to the squad concerned.

The referee is not obliged to agree with the opinions given.

**9.5.3** Following consultation as specified above, the referee gives his/her definitive ruling, which then becomes indisputable and is therefore binding on the shooter (10.1 and 10.2).

**9.6** For any reason other than a trajectory ruled as correct or a "No Target" or a target recorded as "one" or "zero", the referee's decision can be appealed before the jury.

**9.7** To appeal against a referee's decision, a shooter must protest in writing to the jury, with a deposit corresponding to 40% of the entry fee.

**9.8** If the jury finds in the shooter's favour the deposit is returned, otherwise it is donated to charity nominated by the Chairman of the FITASC. If the jury finds that the protest is justified, though for a reason other than those referred to in Article 9.6, it may instruct the referee to change his/her ruling. The jury may also appoint a new referee or amend the referee's ruling (Article 9.6).

## CHAPTER 10 --- REFUSAL TO COMPLY

**10.1** Shooters must resume firing within fifteen seconds of the referee's final ruling.

**10.2** If a shooter fails to resume firing within fifteen seconds of the referee's final ruling, this is considered as a refusal to comply, and the penalties specified in Chapter 13 will apply.

**10.3** If a referee decides that a competitor is deliberately delaying before firing or is acting in an obviously unfair manner, this will be considered as a refusal to comply.

## CHAPTER 11 --- ATTEMPTING TO INFLUENCE THE REFEREE

**11.1** Shooters are considered as attempting to influence the referee where:

**11.1.1** the shooter concerned continues to challenge the referee's final ruling, via his/her attitude or verbally, despite the resumption of firing

**11.1.2** the shooter concerned conspicuously challenges the referee's rulings

**11.1.3** the shooters present conspicuously express their opinion or criticism of a ruling without being permitted to do so by the referee.

## CHAPTER 12 --- WARNINGS

**12.1** If a shooter takes up an improper position, i.e., not in accordance with Chapter 3.1 of these rules, or if he/she shoulders the gun before the target appears, a verbal warning is issued supported by referees yellow card.

**12.2** After the first warning, for any further occurrence on the same layout, the referee will show a red card, the target(s) is/are declared:

- "zero" for a single target
- "zero" and "No Target" for a double on report
- "zero" and "zero" for a simultaneous double
- "zero" and "zero" for a rafale double

**12.3** A target declared "No Target" by the referee may not be fired at under any pretext. Any shooter breaching this rule after a first warning is penalised as follows:

- "zero" for a single target
- "zero" and "No Target" for a double on report
- "zero" and "zero" for a simultaneous double
- "zero" and "zero" for a rafale double

## CHAPTER 13 --- PENALTIES

**13.1** All shooters taking part in a competition accept all the FITASC's rules and declare that they accept the present sporting rules. They also agree to accept sanctions and any other consequences of breaking the rules, disobeying referee's orders and rejecting referees' rulings.

**A13.1 – Change:- Australian Events.** *All shooters are required to acquaint themselves, with all changes listed to FITASC rules for Australian competitions, conducted by Sporting Clays Australia. A copy of the rules is to be available at all events.*

**13.2** For a first breach of an article of the rules, the referee or jury will issue a warning.

**13.3** In the event of a repeat offence, refusal to comply or an attempt to influence a referee, the jury may penalise a shooter as follows

- loss of one target
- loss of a round of twenty-five targets
- Expulsion from the competition

**13.4** On referral by a referee, the jury may immediately expel from a competition any shooters who have lost their self-control or who have been guilty of refusal to comply and/or attempting to influence a referee or deliberately firing at live animals.

**13.5** Any expulsion in accordance with Article 13.4 is notified to the shooter's home federation and the FITASC head office, which will keep a record of the expulsion for a period of five years.

**13.6** In the event of a second expulsion within a period of three years of the first expulsion, the offender may, exclusively by decision of the FITASC Management Committee, be definitively refused entry to any competition organised under the FITASC's auspices.

**13.7** Shooters expelled from a competition will not be reimbursed or receive any financial compensation under any circumstances.

## **CHAPTER 14 --- SCORECARDS**

**14.1** Scorecards are kept by the referee, or, under his/her supervision, another person selected by the referee. Each referee must have a different coloured pencil for each shooting stand on the same layout. **A14.1 – Change:- Australian Events. Any alteration to a scorecard, must be verified by the legible signature of the Referee concerned together with that referee's shooter number.**

**14.2** Only targets scored "zero" are noted on the scorecard (see copy appended). Each target scored "zero" is written down in chronological order from left to right on the scorecard.

**A14.2 – Change:- Australian Events. Score cards are to be marked with either 1 or 0 for each target.**

Targets are numbered in shooting order at each stand e.g.

Station 1: Target No. 1, No. 2, No. 3 and No. 4, double No. 5 and No. 6

Station 2: Target No. 1, No. 2 and No. 3, double No. 4 and No. 5, double No. 6 and No. 7

## **3. COMPETITION ORGANISATION**

### **CHAPTER 15 --- COMPETITION ORGANISATION**

**15.1** The national federation concerned must approve layouts for national competitions, while the international federation must approve layouts for international competitions.

**A 15.1 - Change:- Australian Events. All ranges in Australia must be approved by the SCA NDTS or their representative for National competitions and by the State body affiliated to SCA, for state, region, branch, or club competitions.**

**15.2** A federation in charge of organising an international championship that wants to hold the competition on a course or terrain that has not been approved, must present the terrain and the organisation details to a FITASC representative at least eight months before the date of the competition. The FITASC may, if it thinks fit, oblige the federation to appoint a course designer, responsible for the design & the organisation of layouts.

**15.3** A FITASC member federation may delegate responsibility for organising a competition to one of its clubs, but it will still be considered by FITASC as wholly responsible for the application of all the specifications previously approved.

## 15.4 Jury

**15.4.1** International events are supervised by a jury formed by members of the FITASC sporting commission present at the event and one representative from each participant nation entering a senior team. The jury is chaired by the representative of the organising FITASC member. FITASC Management Committee members automatically belong to the jury except for those sitting on the appeal jury.

### **A15.4.1 Change:- Australian Events**

**(a) National Championships will be supervised by a Jury consisting of each State Director Target Shooting (SDTS) or their representative, with the National Director Target Shooting (NDTS) as Chairman. All Jury members must be accredited Referees.**

**(b) State Championships and State Teams Elimination events will be supervised by the respective State Target Shooting Committee (STSC). The Jury will consist of at least four persons, representing a minimum of three regions or branches. The Chairman will be the State SDTS. Jury members must be accredited Referees.**

**(c) At all other Region and Branch events the role of the Jury will be carried out by the "Shoot Management Committee". It should consist of four persons.**

**(d) For National or State Championships the Region or Branch's Shoot Management Committee will be responsible to the respective Federal or State Target Shooting Committee, for the management of the event.**

**15.4.2** The jury makes decisions by a majority of the members present. In the event of a split decision, the chairman or his/her representative has a casting vote.

**15.4.3** To be valid, decisions must be made in the presence of the jury chairman or his/her representative and at least one quarter of the members.

**15.4.4** In an emergency (e.g. risk of shooting being stopped), two jury members appointed by the chairman or his/her representative may make an exceptional decision subject to the jury's subsequent ratification of this decision.

## 15.5 Role of the Jury

**15.5.1** The technical commission members on the jury must check, before shooting starts, that the ranges and layouts comply with the rules and specifications.

**A15.5.1 Change:- Australian Events. For all Australian events this function will be carried out by the respective Juries as outlined in Rule A15.4.1**

**15.5.2** After the opening ceremony, the organising federation announces the firing times determined by the jury.

**15.5.3** The jury must ensure that the rules and safety requirements are observed during shooting.

**15.5.4** The jury may check firearms, ammunition and targets using technical testing equipment.

**15.5.5** The jury must make the necessary decisions in the event of a technical defect if the Chief referee has not made them.

**15.5.6** The jury must examine appeals and decide on the necessary penalties given to any shooters failing to observe the rules or behaving in an unsportsmanlike manner.

**15.5.7** The jury must ensure that there are always at least two of its members present on the shooting terrain.

**15.5.8** The Jury members which noticed an irregularity cannot directly intervene to the referees, but they must report what they observed to the Jury.

## 15.6 Responsible persons for the layouts

**15.6.1** During the days preceding the start of the competition, the course designers will present the settings of the layouts with their trajectories as well as the proposed and recorded different type of targets, to the following persons:

- the jury members “Being the responsible persons for the layouts,”
- as well as the Chief referee.

**15.6.2** The proposals specified in paragraph 15.6.1 may be amended to comply with technical, refereeing, safety, and environmental rules and, more generally, the spirit of FITASC competitions.

**15.6.3** All layouts are finalised only after being validated by the jury members and the chief referee.

**15.6.4** The chief referee passes on the refereeing instructions to each stand referee.

**15.6.5** Trajectories selected by the jury, or the course designers cannot be modified by the referee. However, in the case of a trap malfunction or of exceptional change in the weather, the referee is allowed to reset the trajectory if:-

- a. The target cannot be seen or
- b. The target trajectory is considered as dangerous by the referee.

In either case, the referee is advised to call a member of the Jury or the relevant person in charge of the layout to check the rectified trajectory

**15.6.6** Practising is not permitted before the events take place on the layout(s) defined by the layout officials.

## 15.7 Appeal Jury

**15.7.1** An appeal jury may be created for each international competition to hear any protest to jury decisions by shooters or by the FITASC.

**15.7.2** The appeal jury is formed by the Chairman of the FITASC (or his/her representative) the Chairman of the technical commission (or his/her representative) and the Chairman of the organising FITASC member (or his/her representative).

**15.7.3** The appeal jury is created at the same time as the jury.

**15.7.4** If no appeal jury is created, the jury's decisions are final and not subject to appeal.

**A15.7 – Change:- Australian Events. If a competitor is not satisfied with the decision of the EVENT JURY, they may make a final appeal to the Sporting Clays Australia Board. Cost of this appeal is 100% of the entry fee for the event. The decision of the BOARD will be final**

## CHAPTER 16 – CHAMPIONSHIP PROCEDURE

**16.1** An international competition comprises of two hundred targets and a round comprises twenty-five targets, though in exceptional circumstances the number may be changed by the jury if this proves essential, in which case the shooters are reimbursed by the organiser for the targets not used on the basis of the price of the practice targets.

**A16.1 Change:- Australian Events**

**(a) The shooting occurs in rounds of 25 targets, however, the 25 targets in each round MUST consist of 5 doubles and 15 singles.**

**(b) A 75-target event can be conducted over two visits by the shooters instead of the normal 3 visits of 25 targets. The event is conducted over eight or nine stands, with 8 stands you shoot 40 targets at the first visit and 35 targets on the second visit, with nine stands you shoot 38 targets on the first visit and 37 targets on the second visit. It is mandatory that the finish of each round of 25 targets terminates as the final target on a particular stand and the next round of 25 targets starts with the first target on the next stand**

**When all shooters have finished the first visit, the target trajectories and shooting stands may then be changed for the second round.**

**A 100-target event may be shot in two visits of 50 targets each.**

**16.2** Shooting takes place in squads of six shooters, after drawing lots, with the shooters rotating at each stand and also when shooting doubles. At international competitions, members of teams from the same nation are divided between different squads as far as possible. The organising committee announces the times and the squad members in advance.

**A16.2 Change:- Australian Events**

**(a)** *Squad draw for pre-entry events, will be done by a appointed SCA Executive representative, prior to the commencement of the competition, this is to allow competitors to be notified either by Mail or by posting the information on the SCA Live Scores website of their shooting times and squad details.*

**(b)** *Shooting will take place with all of the targets of a particular stand being shot in one visit by the shooter.*

*All single targets at a stand are to be shot prior to the doubles. Shooter rotation will then take place at the next stand.*

**16.3** At each stand, each shooter in the squad shoots first at single targets and then at doubles on rotation. (Unless the jury decides otherwise).

**A16.3 Change:- Australian Events**

**(a)** *Shooting will take place as per rule A16.3*

**(b)** *The shoot management committee will not allow "re-entry rounds" during any competitive event. A re-entry round occurs when a competitor is permitted to discard the first-round score and is then allowed to re-shoot the round to count it as the first-round score. Exception:- Pool Shoots*

**16.4** All the trajectories are presented at each stand to the first shooter in each squad, who must be ready on the shooting stand.

The referee on request of the competitor in the shooting stand only, will repeat the target trajectory presentation up to a maximum of two targets for each target in the target menu sequence.

**16.5** No firing or mock firing is permitted on presentation of the targets otherwise Articles 12.1 & 12.2 apply.

**16.6** No double on report targets are presented to shooters. Solely simultaneous and rafale double targets are presented to the first shooter in each squad.

**16.7** Shooters must arrive on time at the shooting stand. If a shooter is not present when his/her name is called, the referee must call out the name and number three times within the space of one minute. If the shooter has not missed his/her turn to shoot the singles on the first stand, he/she may re-join the squad without penalty. If the shooter fails to join the squad before his/her turn, all single and double targets not shot at are scored "zero". If a shooter attends one of the following stands (2, 3, 4 etc.), all targets not fired at on the previous stands are counted "zero". Under no circumstances may the shooter shoot the layout for which he/she has missed one or more stands, in another squad.

**16.8** If a shooter considers that he/she has a good reason for being late and that the lateness was outside his/her control, he/she must:

- a) Not re-join his/her squad during the round
- b) Appeal to the jury in writing
- c) Abide by the jury's decision
- d) Shoot his/her round in another squad if authorised by the jury.

If the jury finds that a shooter's reason is not admissible, the shooter is penalised by twenty-five "zeros" for each layout not shot.

**16.9** In the event of a trap machine malfunctioning or a firing interruption lasting more than ten minutes, the referee must present the stand targets to the shooters again.

**16.10** At international competitions, the results are recorded by the referee or his/her representative, who may be a shooter. The results of each round are then displayed on a central scoreboard.

**16.11** On leaving each stand, shooters must check that their scores have been correctly recorded on the scorecard. Any shooter challenging the recorded score must inform the referee immediately but the final decision rests solely with the latter, who may nonetheless seek information and take advice (Article 9.5.2) before making his/her final decision. No appeals are admitted once this consultation process has been completed.

## CHAPTER 17 --- DRESS

**17.1** Competition participants must be properly dressed. Short shorts are not permitted; only long shorts (Bermuda type at most 5 cm above the knee) are permitted. It is not permissible to be naked under a skeet vest. Shirts must have at least short sleeves and a collar or, without a collar, must have a round neck (like a tee shirt). Wearing sandals is not permitted for safety reasons. The shooter's number must be attached to his/her back and be fully visible. Any failure to observe these rules is penalised by a first warning from the referee and, if the shooter fails to rectify his/her dress, subsequent penalties may extend to expulsion from the competition by decision of the jury.

The shooter's number must be attached to his/her upper between shoulders and waist back and be fully visible and worn in its entirety. Failure to observe this rule is penalised by a first warning from the referee. Failure to rectify this requirement will lead to further penalties that may extend to exclusion from the competition by a decision from the jury.

At the opening ceremony, during the parade of National teams, their members have to be in the attire of their national team

At the closing ceremony, all the awarded shooters shall attend the prize giving, either in the attire of their National team, or wearing a pair of pressed trousers & blazer.

**A17.1 - Change:- Australian Events. Shorts with a minimum leg length of 150mm are permitted**

## CHAPTER 18 - SHOOT-OFFS

**18.1** In the event of a shoot-off for the top three individual places, a new layout is set up by the jury (if there is enough time to organise the shoot-off).

**18.2** Below the third place in the ranking and concerning the tied shooters to be awarded, the tie will be broken by taking the score on the 8th layout, then in case still tied, by counting back from the 7th, 6th, 5th, 4th, 3rd, 2nd, 1st layouts. Tied shooters who do not win an award will be classified as equals.

**18.3** Shoot-offs take place via a round of twenty-five targets. If the shooters cannot be separated, they shoot a second round, where the shooter scoring the first "zero" is eliminated ("sudden death" principle) provided that all the shooters have shot at the same number of targets, the winner being the shooter remaining after all his/her competitors have been eliminated. In the case of equal scores and solely in the case of a shoot-off (applying the sudden death principle), a double on report is considered as a combination of two targets without taking account of the position of a "zero" target, whether the double is "one" and "zero" or "zero" and "one".

**A18.3 - Change:- Australian Events. Shoot-Offs will be conducted over a minimum of eight targets. At National events, shoot offs for Open and categories will take place over 25 targets.**

**18.4** Shooting takes place in accordance with the previous rules, though the empty places in the squad are not filled.

**18.5** If the shoot-offs have not been planned in advance as part of the event, the shooters concerned must remain in contact with the jury so that they are ready to shoot within fifteen minutes of being called. Shooters absent at the time of the shoot-off are disqualified.

**18.6** The jury may decide that shoot-offs have to be postponed until the following day for reasons of force majeure (forces of nature), in which case absent shooters are disqualified.

**18.7** In the case where teams are tied, the ranking is finalised by taking the total scores of the team members on the 8th layout, then if still tied, by counting back on a similar fashion on the 7th, 6th, 5th, 4th, 3rd, 2nd, 1st layouts.



### **A18.7 Change:- Australian Events**

**High Gun Team Event ties will be decided by a Shoot-Off on one stand Handicap Team Event ties, will be decided by count-back.**

**Count Back:- If due to the lapse of time and daylight at the completion of the event, count-backs shall be used to decide the placing for tied competitors. Whether for individuals or teams, a count back will be conducted starting from the last round shot backwards to the first-round shot.**

**The shooter with the highest score on the count-back round will be the winner. If the scores are still tied proceed to the second last round and so on.**

**If after all the rounds have been counted back there is still a tie, the count back resumes on the last round shot, starting at target 25 you consider scores target by target until the scores differ, the winner of the count-back is decided at the first instance there is a difference in the score.**

## **GLOSSARY**

**Squad:** Group of six shooters maximum drawn at random and shooting at the same time on the same installations.

**Round:** A round comprises 25 targets shot on the same layout or line.

**Trap:** Machine or device for throwing targets.

**Shot:** Corresponds to firing one cartridge.

**Target:** See Article 2.3

**Trajectory:** Line followed in space by a target.

**Layout:** One layout is composed of some shooting stands, forming a 25-target layout

**Shooting stand:** Position for shooting (circle or square)

**One: Target broken according to the rules**

**Zero: Target missed according to the rules**

**Course designer:** Person in charge of the setting of layouts

**No Target:** Target or trajectory irregular according to the rules

## **NOTES**

Competitors competing in international competition compete in the following categories

(a) **MAN** category:- Open to all shooters who have turned 21 years of age and are under 56 years of age, during the entire year of the competition.

(b) **LADIES** Category:- Open to all female shooters irrespective of age.

(c) **SENIOR** Category:- Open to all shooters who have attained the age of 55 years in the year prior to the competition and will not attain the age of 66 years during the entire year of the competition.

(d) **VETERAN** Category:- Open to all shooters who have attained the age of 65 years in the year preceding the competition.

(E) **MASTER** Category- Open to all shooters from 1st Jan in the year they reach their 73rd birthday.

(F) **JUNIORS:** - Open to all shooters who will not attain the age of 21 years by the 31st of December in the year of the competition

(G) **MAN:** - International Teams consist of four members

(H) **Ladies, Senior, Veteran and Junior** Teams consist of three members. Master do not have a team classification.

**Australian International Event: All shooters will be placed in grades (A, B, C). Category (Gold, Silver, Bronze) winners will not be eligible for grade prizes. These will come from the next position in the grade pool.**

### **Changes: Australian Domestic Events**

a. **Open Category:- Open to all shooters irrespective of age or gender who compete using the gun position as described in Rule3.1.**

**The Open Category can be further divided into grades of either:- Open, A, B & C grades for a four-grade competition or A, B & C grades for a three grade competition.**

**Shooters who are eligible for more than one category, must designate in which grade or category they wish to enter, when nominating for the event.**

**In competitions which have one or more (open high gun) positions, all shooters who enter the event and use the gun position as described in rule 3.1, are eligible to win these positions.**

- *Re---Grading will not occur during the course of a competition (with exception of A25.2 Initial Handicap).*
- *The composition of teams for advertised team events, shall be as designated by the shoot organizing committee responsible for that particular event*
  - (a) *Open Category: Open to all shooters*
  - (b) *Man Category: Open to all male shooters who will attain the age of 21 years in the year of the competition*
  - (c) *Senior Category: Open to all shooters who have attained the age of 55 years in the year prior to the competition.*
  - (d) *Veteran Category: Open to all shooters who have attained the age of 65 years in the year prior to the competition.*
  - (e) *Master Category: Open to all shooters from 1st Jan in the year they reach their 73rd birthday.*
  - (f) *Lady Category: Open to all female shooters*
  - (g) *Junior Categories: There are two categories of Juniors in Australia*
    - *Sub junior: - Open to all shooters who are of a legal age to shoot, but who will not attain the age of 17 years during the year of the competition.*
    - *Junior: - Open to all shooters who are 17 or more years of age, but who will not attain the age of 21 years during the year of the competition.*

#### **CHAPTER A19 --- SAFETY**

*A19.1 Every region or branch conducting a shooting range, shall have a duly appointed Safety Committee. This committee must be continually assessing safety with regard to trappers, shooters, and spectators; They must immediately rectify and report any unsafe or potentially unsafe situation, to the Shoot Management Committee for further action if required.*

#### **CHAPTER A20 --- TRAPPER SAFETY**

*A20.1 All trap houses forward of the shooting position must be equipped with a red flag. The flag is to be used by the trapper when it is necessary to leave the trap house.*

*The trap house must be constructed so that the trapper enters or leaves the trap house from behind the trap machine.*

*A20.2 All trappers must be adequately protected from shot, muzzle blast, trap operations etc. and also be issued with adequate eye and ear protection.*

*A20.3 When the traps are located on towers, a ladder must be provided and a safe means of hauling up targets or other equipment must also be provided. Platforms and ladders are to be equipped with safety rails.*

*A20.4 Before being allowed to operate a trap, an inexperienced trapper must be instructed in the use of the safety flag and the safe operation of the trap.*

*A20.5 Where there is the likelihood of the shooter pointing a gun at a trap house, an impenetrable barrier must be provided to protect trapper.*

*A20.6 Only one trapper is allowed at each trap while shooting is in progress. A20.7 All manual traps must be fitted with safety guards.*

#### **CHAPTER A 21- SHOOTER SAFETY**

*A21.1 The shooter must remove all cartridges immediately on a RED FLAG signal from the trap house.*

*A21.2 Novice shooters must be accompanied by an experienced adult shooter.*

*A21.3 Junior and Sub Junior shooters must always be accompanied by an adult shooter.*

*A21.4 When a shooter is required to change shooting stands the gun must be opened and unloaded.*

*A21.5 Retrieving of spent shot shells is not permitted until all members of the squad have finished shooting.*

*A21.6 All safety requirements also apply to "practice traps" Only targets as described in Chapter 2 are permitted.*

#### **CHAPTER A22 --- SPECTATOR SAFETY**

*A22.1 Spectators must remain within defined areas safe areas which must be clearly marked. Warning signs must be erected where necessary.*

*A22.2 The Referee for each squad should check that the shooting area at each stand is clear before allowing the targets to be thrown.*

## **CHAPTER A23 --- GENERAL SAFETY**

**A23.1 All shooters must be in possession of a current shooters licence or junior permit as required by law.**

**A23.2 All shooting grounds are to be equipped with a well-stocked first aid kit in a conspicuous position, with the names of the nearest two doctors and their phone numbers attached to it, together with the location of the nearest phone.**

**A23.3 All paid help e.g., Trappers etc. must be covered by a current worker's compensation insurance policy and the regions and branches by a public liability insurance policy.**

**A 23.4 Any shooters who are not affiliated to "Sporting Clays Australia" must sign the visitors book for insurance purposes. Solid forms of footwear must be worn when shooting.**

**A23.5 Dogs must be kept on a leash at all times.**

**A23.6 No alcohol is permitted on the shooting circuit, no shooter will be permitted to shoot at the range when under the influence of drugs or alcohol. Alcohol will not be sold or dispensed until a shooter has completed shooting the advertised program for the day.**

## **CHAPTER A24 --- HANDICAP RECORDING AND ELIGIBILITY**

**A24.1 All competitors must be financial members of a body affiliated to the Sporting Clays Australia or of an international affiliate of FITASC. When nominating, shooters are required to prove that they are financial members of such a body**

**A24.1.1 Visitors are allowed to attend ranges but must sign into the Visitor Book (State Firearms Legislation applies). Individual state bodies will determine if visitors can shoot in competition at club and state events.**

**A24.2 It is the responsibility of the shoot management representative to utilise the Sporting Clays Australia approved electronic score recording system to record the shooters score, attendance and name of region or branch attended.**

**A24.3 Only scores shot in competitions sanctioned by the Sporting Clays Australia are to be entered in the electronic score recording system for handicapping purposes..**

**A24.4 If the current handicap cannot be verified, then a value must be recorded which in the opinion of the shoot management committee constitutes a fair assessment of the shooter's current performance.**

**A24.5 The jury or shoot management committee may at any time enquire into the recorded handicap of a shooter. This may occur for any reason, however specifically if they have sufficient reason to believe that:**

**(a) It does not accurately represent the shooter's current level of ability.**

**(b) As a consequence of such enquiry, the jury or shoot management may leave the handicap as recorded or reduce the handicap by a maximum amount of three points. From that time the new handicap value shall apply, subject again to the normal variations provided by the rules.**

**A24.6 If a jury or shoot management has an occasion to so alter a shooter's handicap, they must advise the shooter immediately and clearly note and authorize to that effect in the Sporting Clays Australia approved electronic score recording system . They must also advise the respective STSC in writing within seven days.**

**A24.7 The shooter may if dissatisfied with the decision, submit a written appeal, complete with address and phone number, accompanied by the appropriate fee to:**

**In the case of a SCA event to the SCATSC. In the case of a branch or state event to the respective STSC.**

**A24.8 The appropriate committee will then investigate the appeal and if possible, verbally advise the shooter of their decision. The decision is to be confirmed in writing within seven days of receipt of the appeal.**

**A24.9 If the decision to adjust a handicap is taken during a competition and has some influence on whether or not the shooter receives some honour or award, then if wishing to claim that award, the shooter must lodge any appeal prior to presentation time on that day.**

**A24.10 If a shooter has lodged an appeal and takes part in any event prior to the appeal being resolved, then it will be with the adjusted handicap. The shooter will have no recourse on the organizing committees of these other events if the appeal is subsequently upheld.**

**A24.11 If the decision of the jury is upheld, the appeal fee will be retained by the respective State or Federation Target Shooting Committee.**

**A24.12 If the shooter's appeal is upheld, the appeal fee will be refunded, all honours or awards lost by the shooter, will be restored by the organizing committee for that particular event.**

## CHAPTER A25 --- HANDICAP SYSTEM

**A25.1.A** A shooter's percentage, thus grade and handicap, is calculated in the following manner:-

*(a) At the completed sequence of each 12 x 25 target rounds i.e. 300 targets shot at, the total score is calculated.*

*(b) The Total Score obtained is then converted to a percentage by dividing by three. The resulting percentage is then used to determine a shooters grade and handicap, from the current ready reckoner below.*

*The above is then repeated after every 300-target sequence.*

### READY RECKONER

To calculate your current percentage, total your last 12 x 25 target scores and divide by three. Then calculate your Grade for 3 or 4 Grade events and your Handicap from the table below.

| If your % is equal to or greater than | And your % is less than | 4 Grade Event your Grade is: | 3 Grade Event your Grade is: | Handicap Event your Handicap is: |
|---------------------------------------|-------------------------|------------------------------|------------------------------|----------------------------------|
| 92                                    | 100                     | AA                           | A                            | 0                                |
| 89                                    | 92                      | AA                           | A                            | 1                                |
| 86                                    | 89                      | AA                           | A                            | 2                                |
| 83                                    | 86                      | AA                           | A                            | 3                                |
| 80                                    | 83                      | A                            | A                            | 4                                |
| 77                                    | 80                      | A                            | A                            | 5                                |
| 74                                    | 77                      | A                            | A                            | 6                                |
| 71                                    | 74                      | B                            | B                            | 7                                |
| 67                                    | 71                      | B                            | B                            | 8                                |
| 63                                    | 67                      | B                            | B                            | 9                                |
| 60                                    | 63                      | C                            | C                            | 10                               |
| 56                                    | 60                      | C                            | C                            | 11                               |
| 52                                    | 56                      | C                            | C                            | 12                               |
| 48                                    | 52                      | C                            | C                            | 13                               |
| 0                                     | 48                      | C                            | C                            | 14                               |

*(c) A shooter's handicap may only increase by one point after each revision, but it will reduce immediately if the shooter's performance dictates.*

*(d) During a calendar year from 1st January to 31st December inclusive, while a shooter's grade and handicap may decrease as performance dictates, they may only move down one grade in that period, based on the four-grade system.*

*(e) If at the end of a calendar year, a shooter has not completed the next group of 300 targets, then re-calculation of their percentage, handicap and grade will not take place until the required sequence of 300 targets is achieved.*

*In that instance the grade and handicap will be as per the status-quo at the end of the previous year.*

#### **A25.2 Initial Handicap**

*(a) In the case of a new shooter with no known past performance, they will initially be graded on the percentage of targets shot at the completion of their first competition.*

*(b) At the completion of their second competition the scores attained at both the 1st and 2nd competitions are added together and the percentage attained gives the grade and handicap for the 2nd competition.*

*(c) This procedure is continued until the shooter completes the required 300 targets to establish a full grading and handicap.*

## **CHAPTER A26 – GRADED EVENTS**

**A26.1** For graded events, the division between the various grades shall be as designated by the SCATSC. They shall be as published in the current Sporting Rules in the form of a Ready Reckoner or similar, unless subsequently varied by the SCATSC.

**A26.2** Graded events may be conducted in either three or four grades. Trophies for the respective placings in each grade shall be of similar value.

**A26.3** Events may be conducted in other categories in conjunction with graded events. Trophies for the respective placings in each category shall be of similar value.

## **CHAPTER A27 – GRADING**

**A27.1** Shooters must not compete in a grade lower than their percentage indicates.

**A27.2** Shooters may, however, be permitted to shoot in a higher grade than their percentage would otherwise indicate, this will occur as follows:

**(a)** Once attaining a certain percentage, shooters may apply in writing to their branch to not have that percentage reduce even though their performance may falter. If the branch is in agreement, they will endorse the application and forward it, to the respective SDTS for approval, If approved the SDTS will advise the Administrator of the Sporting Clays Australia approved electronic score recording system to that effect. This endorsement will remain in force for all competitions and cannot be revoked until the end of that calendar year.

**(b)** All scores shot will still be recorded in the Sporting Clays Australia approved electronic score recording system as normal, and the shooter's percentage will still increase on performance. At the end of the calendar year the shooter may re-apply for the endorsement or choose to return to the normal system.

**(c)** In returning to the normal system the shooter will commence the new year with the percentage calculated as per Rule 25.1.

**A27.2** Category or Grade at Australian Domestic Events

Shooters who are eligible for more than one category, must designate in which grade or category (only one) they wish to enter when nominating for the event.

## **CHAPTER A28 – GRADED HANDICAP EVENTS**

**(a)** Handicap Events may only be conducted as graded events, only those in the same grade may compete against each other.

**(b)** In a handicap event, the shooter's handicap (or a multiple thereof) is added to the shooter's off the gun score. The artificial score thus attained is then used to establish placings.

**(c)** In the case of ties all shoot-offs will be conducted off the gun, under no circumstances may the shooter's handicap be applied to separate ties in handicap shoot-offs.

## **CHAPTER A29 – RULES AND DISCIPLINARY TRIBUNAL**

**A29.1** Each year the Sporting Clays Australia will appoint a Rules and Disciplinary Tribunal. Membership of the tribunal will be the NDTs as Chairman, together with two others being drawn from the various SDTS. Where matters are being dealt with, which involve an individual member, then the SDTS of the state in which the individual is a member, will have the right to attend and comment at the tribunal hearing, but shall not be entitled to a vote.

**A29.2** The duties of the tribunal are:-

**(a)** To dispense interpretations on all rules, and advise on safety and shoot management as required, through the respective SDTS.

**(b)** To recommend to the SCA any disciplinary actions required, including suspensions, in respect to individual members for breaches of the rules, un-sportsmanlike behaviour and any other conduct which may be considered prejudicial to the SCA, which has taken place in Australia or overseas.

**(c)** Provide regions, branches and state associations with advice and/or assistance when requested, to assist in determining appropriate disciplinary actions including suspensions, in respect to individual members for breaches of the rules, or un-sportsmanlike behaviour at shooting ranges.

**A29.3** Convene and hear appeals.

**(a)** By individual members against state associations, where a state-imposed suspension, prevents participation in national or international events conducted by the Association, or where such suspension may be reasonably held to affect that individual's opportunity, for selection in a national team for that year.

**(b)** By states against individual member's selection or eligibility for a national team or participation in SCA events in other states.

**(c)** On other matters referred to it by the association, the executive committee or the SCATSC.

**A29.4** If a state, region or association has occasion to suspend a member from competing or participating either for a specific period or indefinitely, in the case of regions, branches or associations, that decision is then ratified by the respective state association, then that state Association, must notify the SCA. The SCA may resolve to extend the suspension to all Sporting Clay Australia events, throughout Australia and internationally, subject to the outcome of any appeal lodged by the member.

Any appeal is to be heard within one month of receipt of the appeal by SCA.

**A29.5** While under a SCA suspension a member is:

(a) Ineligible to compete in national or international sporting clay competitions either as an individual or as a member of a team.

(b) Ineligible to be a member of the national training squad.

(c) Ineligible to receive federation funding assistance.

**A29.6** By entering a SCA competition, all shooters agree to abide by the rules for international and Australian competitions, and also accept the disciplinary powers of the state associations and SCATSC.

#### **CHAPTER A30 – AUSTRALIAN TEAMS**

**A30.1** The method of selection and the composition of Australian Teams, shall be determined by the executive of the Sporting Clays Australia, upon receipt of recommendations from the SCATSC.

(a) Selection will be based not only on proven ability but will also take into consideration the potential team compatibility and the suitability of an individual as an ambassador for Australia and the SCA.

(b) Any individual rejected from selection in an Australian Team for reasons relative to Chapter A29 shall have the right to request reasons.

#### **CHAPTER 31 --- SUMMARY OF NOTATIONS**

Score Cards to be marked for each of the following incidents.

Allowable number of incidents per round before incurring a lost target(s)

Rule No, Notation, Incident No. Warnings

|            |    |  |          |
|------------|----|--|----------|
| Rule 3.1.1 | SP | Not adopting correct shooting position | 1        |
| Rule 12.3  | NT | Shooting at a "no target"              | 1        |
| Rule 7.5   | TL | Exceeding 15 Second time limit         | 1        |
| Rule 7.6   | MF | Malfunction of gun or ammunition       | 1        |
| Rule 8.2   | DP | Pretence of shooting / dry pointing    | 1        |
| Rule 9.6   | AP | Appeal against Referee's decision      | No limit |
| Rule 8.2   | ST | Shooting out of turn                   | 1        |
| Rule 8.11  | CB | Placement of spent Cartridges in Bins  | 1        |